

$K_2^*(1430)$

$$I(J^P) = \frac{1}{2}(2^+)$$

We consider that phase-shift analyses provide more reliable determinations of the mass and width.

$K_2^*(1430)$ T-MATRIX POLE \sqrt{s}

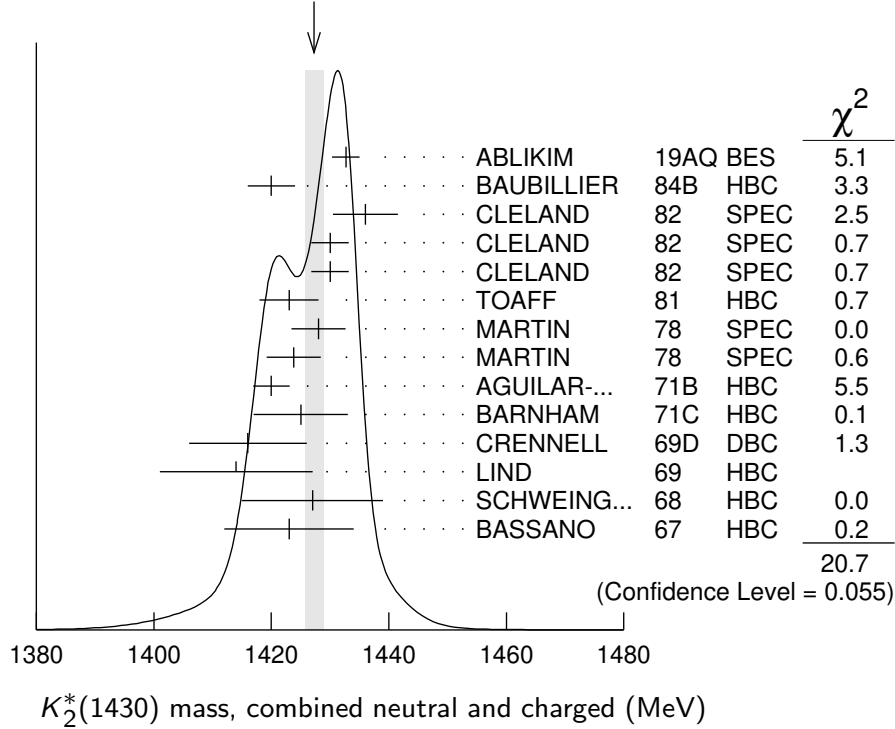
VALUE (MeV)	DOCUMENT ID	TECN	COMMENT
● ● ● We do not use the following data for averages, fits, limits, etc. ● ● ●			
$(1424 \pm 4) - i(66 \pm 2)$	¹ PELAEZ	17 RVUE	$\pi K \rightarrow \pi K$
¹ Reanalysis of ESTABROOKS 78 and ASTON 88 satisfying Forward Dispersion Relations and using sequences of Pade approximants.			

$K_2^*(1430)$ MASS

CHARGED ONLY, WITH FINAL STATE $K\pi$

VALUE (MeV)	EVTS	DOCUMENT ID	TECN	CHG	COMMENT
1427.3 ± 1.5 OUR AVERAGE		Error includes scale factor of 1.3. See the ideogram below.			
1432.7 ± 0.7 ^{+2.2} _{-2.3}	183k	ABLIKIM	19AQ BES	±	$J/\psi \rightarrow K^+ K^- \pi^0$
1420 ± 4	1587	BAUBILLIER	84B HBC	-	$8.25 K^- p \rightarrow \bar{K}^0 \pi^- p$
1436 ± 5.5	400	^{2,3} CLELAND	82 SPEC	+	$30 K^+ p \rightarrow K_S^0 \pi^+ p$
1430 ± 3.2	1500	^{2,3} CLELAND	82 SPEC	+	$50 K^+ p \rightarrow K_S^0 \pi^+ p$
1430 ± 3.2	1200	^{2,3} CLELAND	82 SPEC	-	$50 K^+ p \rightarrow K_S^0 \pi^- p$
1423 ± 5	935	TOAFF	81 HBC	-	$6.5 K^- p \rightarrow \bar{K}^0 \pi^- p$
1428.0 ± 4.6		⁴ MARTIN	78 SPEC	+	$10 K^\pm p \rightarrow K_S^0 \pi p$
1423.8 ± 4.6		⁴ MARTIN	78 SPEC	-	$10 K^\pm p \rightarrow K_S^0 \pi p$
1420.0 ± 3.1	1400	AGUILAR-...	71B HBC	-	$3.9, 4.6 K^- p$
1425 ± 8.0	225	^{2,3} BARNHAM	71C HBC	+	$K^+ p \rightarrow K^0 \pi^+ p$
1416 ± 10	220	CRENNELL	69D DBC	-	$3.9 K^- N \rightarrow \bar{K}^0 \pi^- N$
1414 ± 13.0	60	² LIND	69 HBC	+	$9 K^+ p \rightarrow K^0 \pi^+ p$
1427 ± 12	63	² SCHWEING...	68 HBC	-	$5.5 K^- p \rightarrow \bar{K} \pi N$
1423 ± 11.0	39	² BASSANO	67 HBC	-	$4.6-5.0 K^- p \rightarrow \bar{K}^0 \pi^- p$
● ● ● We do not use the following data for averages, fits, limits, etc. ● ● ●					
1423.4 ± 2 ± 3	24809 ± 820	⁵ BIRD	89 LASS	-	$11 K^- p \rightarrow \bar{K}^0 \pi^- p$

WEIGHTED AVERAGE
 1427.3 ± 1.5 (Error scaled by 1.3)



NEUTRAL ONLY

VALUE (MeV)	EVTS	DOCUMENT ID	TECN	COMMENT
1432.4 ± 1.3	OUR AVERAGE			
1431.2 ± 1.8 ± 0.7		⁶ ASTON 88	LASS	11 $K^- p \rightarrow K^- \pi^+ n$
1434 ± 4 ± 6		⁶ ASTON 87	LASS	11 $K^- p \rightarrow \bar{K}^0 \pi^+ \pi^- n$
1433 ± 6 ± 10		⁶ ASTON 84B	LASS	11 $K^- p \rightarrow \bar{K}^0 2\pi n$
1471 ± 12		⁶ BAUBILLIER 82B	HBC	8.25 $K^- p \rightarrow N K_S^0 \pi \pi$
1428 ± 3		⁶ ASTON 81C	LASS	11 $K^- p \rightarrow K^- \pi^+ n$
1434 ± 2		⁶ ESTABROOKS 78	ASPK	13 $K^\pm p \rightarrow p K \pi$
1440 ± 10		⁶ BOWLER 77	DBC	5.5 $K^+ d \rightarrow K \pi p p$
● ● ● We do not use the following data for averages, fits, limits, etc. ● ● ●				
1428.5 ± 3.9	1786 ± 127	⁷ AUBERT 07AK	BABR	10.6 $e^+ e^- \rightarrow K^{*0} K^\pm \pi^\mp \gamma$
1420 ± 7	300	HENDRICK 76	DBC	8.25 $K^+ N \rightarrow K^+ \pi N$
1421.6 ± 4.2	800	MCCUBBIN 75	HBC	3.6 $K^- p \rightarrow K^- \pi^+ n$
1420.1 ± 4.3		⁸ LINGLIN 73	HBC	2-13 $K^+ p \rightarrow K^+ \pi^- X$
1419.1 ± 3.7	1800	AGUILAR...	71B HBC	3.9,4.6 $K^- p$
1416 ± 6	600	CORDS 71	DBC	9 $K^+ n \rightarrow K^+ \pi^- p$
1421.1 ± 2.6	2200	DAVIS 69	HBC	12 $K^+ p \rightarrow K^+ \pi^- X$

² Errors enlarged by us to Γ/\sqrt{N} ; see the note with the $K^*(892)$ mass.

³ Number of events in peak re-evaluated by us.

⁴ Systematic error added by us.

⁵ From a partial wave amplitude analysis.

⁶ From phase shift or partial-wave analysis.

⁷ Systematic errors not estimated.

⁸ From pole extrapolation, using world $K^+ p$ data summary tape.

$K_2^*(1430)$ WIDTH**CHARGED ONLY, WITH FINAL STATE $K\pi$**

VALUE (MeV)	EVTS	DOCUMENT ID	TECN	CHG	COMMENT
-------------	------	-------------	------	-----	---------

100.0 ± 2.1 OUR FIT**100.0 ± 2.2 OUR AVERAGE** Error includes scale factor of 1.1.

102.5 ± 1.6 ^{+3.1} _{-2.8}	183k	ABLIKIM	19AQ	BES	±	$J/\psi \rightarrow K^+ K^- \pi^0$
109 ± 22	400	^{9,10} CLELAND	82	SPEC	+	30 $K^+ p \rightarrow K_S^0 \pi^+ p$
124 ± 12.8	1500	^{9,10} CLELAND	82	SPEC	+	50 $K^+ p \rightarrow K_S^0 \pi^+ p$
113 ± 12.8	1200	^{9,10} CLELAND	82	SPEC	-	50 $K^+ p \rightarrow K_S^0 \pi^- p$
85 ± 16	935	TOAFF	81	HBC	-	6.5 $K^- p \rightarrow \bar{K}^0 \pi^- p$
96.5 ± 3.8		MARTIN	78	SPEC	+	10 $K^\pm p \rightarrow K_S^0 \pi p$
97.7 ± 4.0		MARTIN	78	SPEC	-	10 $K^\pm p \rightarrow K_S^0 \pi p$
94.7 ^{+15.1} _{-12.5}	1400	AGUILAR-...	71B	HBC	-	3.9,4.6 $K^- p$
● ● ● We do not use the following data for averages, fits, limits, etc. ● ● ●						
98 ± 4 ± 4	25k	¹¹ BIRD	89	LASS	-	11 $K^- p \rightarrow \bar{K}^0 \pi^- p$

NEUTRAL ONLY

VALUE (MeV)	EVTS	DOCUMENT ID	TECN	COMMENT
-------------	------	-------------	------	---------

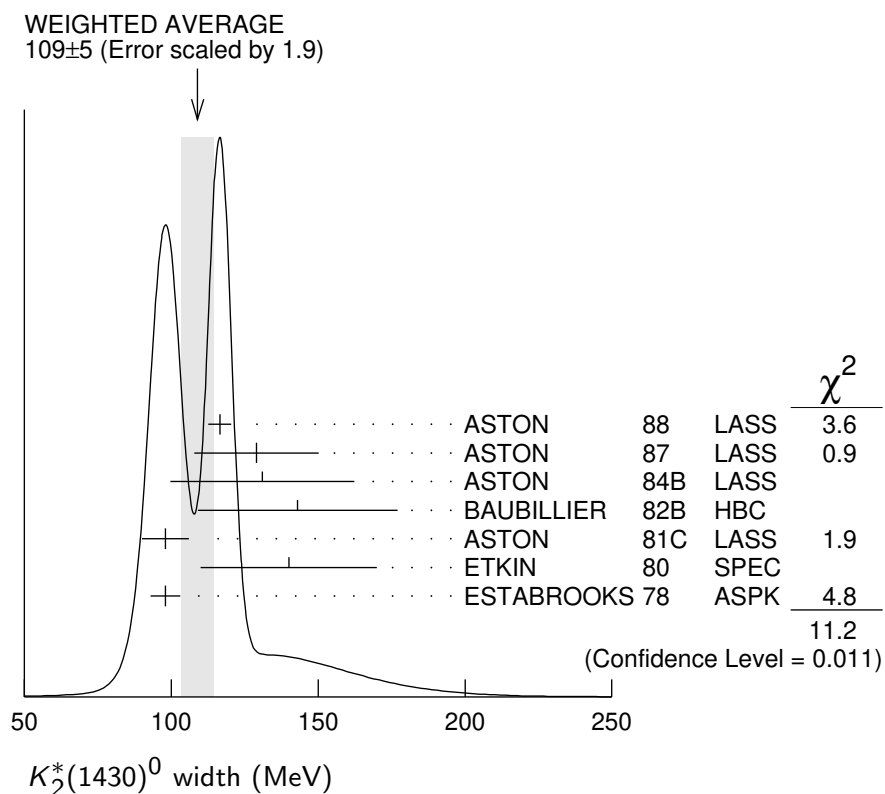
109 ± 5 OUR AVERAGE Error includes scale factor of 1.9. See the ideogram below.

116.5 ± 3.6 ± 1.7		¹² ASTON	88	LASS	11	$K^- p \rightarrow K^- \pi^+ n$
129 ± 15 ± 15		¹² ASTON	87	LASS	11	$K^- p \rightarrow \bar{K}^0 \pi^+ \pi^- n$
131 ± 24 ± 20		¹² ASTON	84B	LASS	11	$K^- p \rightarrow \bar{K}^0 2\pi n$
143 ± 34		¹² BAUBILLIER	82B	HBC	8.25	$K^- p \rightarrow NK_S^0 \pi \pi$
98 ± 8		¹² ASTON	81C	LASS	11	$K^- p \rightarrow K^- \pi^+ n$
140 ± 30		¹² ETKIN	80	SPEC	6	$K^- p \rightarrow \bar{K}^0 \pi^+ \pi^- n$
98 ± 5		¹² ESTABROOKS	78	ASPK	13	$K^\pm p \rightarrow pK\pi$

● ● ● We do not use the following data for averages, fits, limits, etc. ● ● ●

113.7 ± 9.2	1786 ± 127	¹³ AUBERT	07AK	BABR	10.6	$e^+ e^- \rightarrow K^{*0} K^\pm \pi^\mp \gamma$
125 ± 29	300	⁹ HENDRICK	76	DBC	8.25	$K^+ N \rightarrow K^+ \pi N$
116 ± 18	800	MCCUBBIN	75	HBC	3.6	$K^- p \rightarrow K^- \pi^+ n$
61 ± 14		¹⁴ LINGLIN	73	HBC	2-13	$K^+ p \rightarrow K^+ \pi^- X$
116.6 ^{+10.3} _{-15.5}	1800	AGUILAR-...	71B	HBC	3.9,4.6	$K^- p$
144 ± 24.0	600	⁹ CORDS	71	DBC	9	$K^+ n \rightarrow K^+ \pi^- p$
101 ± 10	2200	DAVIS	69	HBC	12	$K^+ p \rightarrow K^+ \pi^- \pi^+ p$

⁹ Errors enlarged by us to $4\Gamma/\sqrt{N}$; see the note with the $K^*(892)$ mass.¹⁰ Number of events in peak re-evaluated by us.¹¹ From a partial wave amplitude analysis.¹² From phase shift or partial-wave analysis.¹³ Systematic errors not estimated.¹⁴ From pole extrapolation, using world $K^+ p$ data summary tape.



$K_2^*(1430)$ DECAY MODES

Mode	Fraction (Γ_i/Γ)	Scale factor/ Confidence level
Γ_1 $K\pi$	$(49.9 \pm 1.2) \%$	
Γ_2 $K^*(892)\pi$	$(24.7 \pm 1.5) \%$	
Γ_3 $K^*(892)\pi\pi$	$(13.4 \pm 2.2) \%$	
Γ_4 $K\rho$	$(8.7 \pm 0.8) \%$	S=1.2
Γ_5 $K\omega$	$(2.9 \pm 0.8) \%$	
Γ_6 $K^+\gamma$	$(2.4 \pm 0.5) \times 10^{-3}$	S=1.1
Γ_7 $K\eta$	$(1.5^{+3.4}_{-1.0}) \times 10^{-3}$	S=1.3
Γ_8 $K\omega\pi$	$< 7.2 \times 10^{-4}$	CL=95%
Γ_9 $K^0\gamma$	$< 9 \times 10^{-4}$	CL=90%

CONSTRAINED FIT INFORMATION

An overall fit to the total width, a partial width, and 10 branching ratios uses 32 measurements and one constraint to determine 8 parameters. The overall fit has a $\chi^2 = 21.1$ for 25 degrees of freedom.

The following *off-diagonal* array elements are the correlation coefficients $\langle \delta p_i \delta p_j \rangle / (\delta p_i \cdot \delta p_j)$, in percent, from the fit to parameters p_i , including the branching fractions, $x_i \equiv \Gamma_i / \Gamma_{\text{total}}$. The fit constrains the x_i whose labels appear in this array to sum to one.

x_2	-9						
x_3	-40	-73					
x_4	-8	36	-52				
x_5	-11	-3	-26	-7			
x_6	-1	-1	-1	-1	0		
x_7	-4	-7	-5	-5	-2	0	
Γ	0	0	0	0	0	-10	0
	x_1	x_2	x_3	x_4	x_5	x_6	x_7

	Mode	Rate (MeV)	Scale factor
Γ_1	$K\pi$	49.9 ± 1.6	
Γ_2	$K^*(892)\pi$	24.7 ± 1.6	
Γ_3	$K^*(892)\pi\pi$	13.5 ± 2.3	
Γ_4	$K\rho$	8.7 ± 0.8	1.2
Γ_5	$K\omega$	2.9 ± 0.8	
Γ_6	$K^+\gamma$	0.24 ± 0.05	1.1
Γ_7	$K\eta$	$0.15^{+0.34}_{-0.10}$	1.3

$K_2^*(1430)$ PARTIAL WIDTHS

$\Gamma(K^+\gamma)$

Γ_6

VALUE (keV)	DOCUMENT ID	TECN	CHG	COMMENT
241 ± 50 OUR FIT	Error includes scale factor of 1.1.			
240 ± 45	CIHANGIR	82	SPEC	+
	200 $K^+Z \rightarrow ZK^+\pi^0$, $ZK_S^0\pi^+$			

$\Gamma(K^0\gamma)$

Γ_9

VALUE (keV)	CL%	DOCUMENT ID	TECN	CHG	COMMENT
< 5.4	90	ALAVI-HARATI02B	KTEV		$K + A \rightarrow K^* + A$
● ● ● We do not use the following data for averages, fits, limits, etc. ● ● ●					
< 84	90	CARLSMITH	87	SPEC	0
		60–200 $K_L^0 A \rightarrow K_S^0 \pi^0 A$			

$K_2^*(1430)$ BRANCHING RATIOS **$\Gamma(K\pi)/\Gamma_{\text{total}}$ Γ_1/Γ**

<u>VALUE</u>	<u>DOCUMENT ID</u>	<u>TECN</u>	<u>CHG</u>	<u>COMMENT</u>	
0.499±0.012 OUR FIT					
0.488±0.014 OUR AVERAGE					
0.485±0.006±0.020	¹⁵ ASTON	88	LASS	0	11 $K^- p \rightarrow K^- \pi^+ n$
0.49 ±0.02	¹⁵ ESTABROOKS	78	ASPK	±	13 $K^\pm p \rightarrow p K \pi$

 $\Gamma(K^*(892)\pi)/\Gamma(K\pi)$ Γ_2/Γ_1

<u>VALUE</u>	<u>DOCUMENT ID</u>	<u>TECN</u>	<u>CHG</u>	<u>COMMENT</u>	
0.496±0.034 OUR FIT					
0.47 ±0.04 OUR AVERAGE					
0.44 ±0.09	ASTON	84B	LASS	0	11 $K^- p \rightarrow \bar{K}^0 2\pi n$
0.62 ±0.19	LAUSCHER	75	HBC	0	10,16 $K^- p \rightarrow K^- \pi^+ n$
0.54 ±0.16	DEHM	74	DBC	0	4.6 $K^+ N$
0.47 ±0.08	AGUILAR-...	71B	HBC		3.9,4.6 $K^- p$
0.47 ±0.10	BASSANO	67	HBC	-0	4.6,5.0 $K^- p$
0.45 ±0.13	BADIER	65C	HBC	-	3 $K^- p$

 $\Gamma(K\omega)/\Gamma(K\pi)$ Γ_5/Γ_1

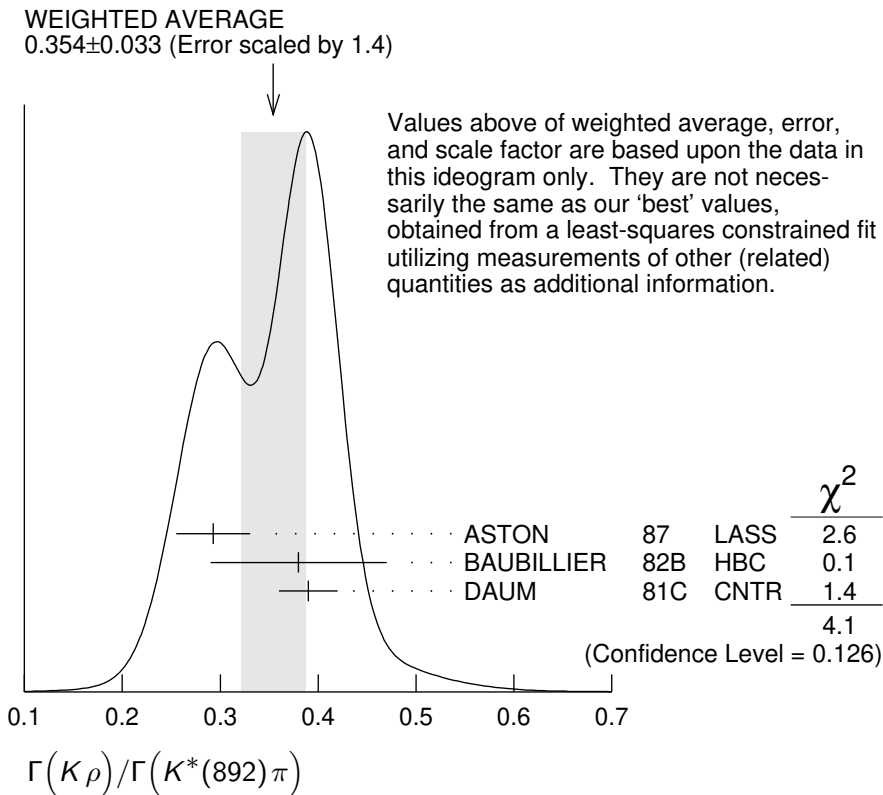
<u>VALUE</u>	<u>DOCUMENT ID</u>	<u>TECN</u>	<u>CHG</u>	<u>COMMENT</u>	
0.059±0.017 OUR FIT					
0.070±0.035 OUR AVERAGE					
0.05 ±0.04	AGUILAR-...	71B	HBC		3.9,4.6 $K^- p$
0.13 ±0.07	BASSOMPIE...	69	HBC	0	5 $K^+ p$

 $\Gamma(K\rho)/\Gamma(K\pi)$ Γ_4/Γ_1

<u>VALUE</u>	<u>DOCUMENT ID</u>	<u>TECN</u>	<u>CHG</u>	<u>COMMENT</u>	
0.174±0.017 OUR FIT	Error includes scale factor of 1.2.				
0.150^{+0.029}_{-0.017} OUR AVERAGE					
0.18 ±0.05	ASTON	84B	LASS	0	11 $K^- p \rightarrow \bar{K}^0 2\pi n$
0.02 ^{+0.10} _{-0.02}	DEHM	74	DBC	0	4.6 $K^+ N$
0.16 ±0.05	AGUILAR-...	71B	HBC		3.9,4.6 $K^- p$
0.14 ±0.10	BASSANO	67	HBC	-0	4.6,5.0 $K^- p$
0.14 ±0.07	BADIER	65C	HBC	-	3 $K^- p$

 $\Gamma(K\rho)/\Gamma(K^*(892)\pi)$ Γ_4/Γ_2

<u>VALUE</u>	<u>DOCUMENT ID</u>	<u>TECN</u>	<u>CHG</u>	<u>COMMENT</u>	
0.350±0.031 OUR FIT	Error includes scale factor of 1.4.				
0.354±0.033 OUR AVERAGE	Error includes scale factor of 1.4. See the ideogram below.				
0.293±0.032±0.020	ASTON	87	LASS	0	11 $K^- p \rightarrow \bar{K}^0 \pi^+ \pi^- n$
0.38 ±0.09	BAUBILLIER	82B	HBC	0	8.25 $K^- p \rightarrow N K_S^0 \pi \pi$
0.39 ±0.03	DAUM	81C	CNTR		63 $K^- p \rightarrow K^- 2\pi p$



$\Gamma(K\omega)/\Gamma(K^*(892)\pi)$ Γ_5/Γ_2

VALUE	DOCUMENT ID	TECN	CHG	COMMENT
0.118±0.034 OUR FIT				
0.10 ±0.04	FIELD	67	HBC	— 3.8 $K^- p$

$\Gamma(K\eta)/\Gamma(K^*(892)\pi)$ Γ_7/Γ_2

VALUE	DOCUMENT ID	TECN	CHG	COMMENT
0.006^{+0.014}_{-0.004} OUR FIT	Error includes scale factor of 1.2.			
0.07 ±0.04	FIELD	67	HBC	— 3.8 $K^- p$

$\Gamma(K\eta)/\Gamma(K\pi)$ Γ_7/Γ_1

VALUE	CL%	DOCUMENT ID	TECN	CHG	COMMENT
0.0030^{+0.0070}_{-0.0020} OUR FIT		Error includes scale factor of 1.3.			
0 ±0.0056		¹⁶ ASTON	88B	LASS	— 11 $K^- p \rightarrow K^- \eta p$
● ● ● We do not use the following data for averages, fits, limits, etc. ● ● ●					
<0.04	95	AGUILAR-...	71B	HBC	3.9,4.6 $K^- p$
<0.065		¹⁷ BASSOMPIE...	69	HBC	5.0 $K^+ p$
<0.02		BISHOP	69	HBC	3.5 $K^+ p$

$\Gamma(K^*(892)\pi\pi)/\Gamma_{total}$ Γ_3/Γ

VALUE	DOCUMENT ID	TECN	CHG	COMMENT
0.134±0.022 OUR FIT				
0.12 ±0.04	¹⁸ GOLDBERG	76	HBC	— 3 $K^- p \rightarrow p \bar{K}^0 \pi \pi \pi$

$\Gamma(K^*(892)\pi\pi)/\Gamma(K\pi)$ Γ_3/Γ_1

VALUE	DOCUMENT ID	TECN	CHG	COMMENT
0.27±0.05 OUR FIT				
0.21±0.08	17,18 JONGEJANS	78	HBC	– 4 $K^- p \rightarrow p \bar{K}^0 \pi \pi$

 $\Gamma(K\omega\pi)/\Gamma_{\text{total}}$ Γ_8/Γ

VALUE (units 10^{-3})	CL%	EVTS	DOCUMENT ID	TECN	COMMENT
<0.72	95	0	JONGEJANS	78	HBC 4 $K^- p \rightarrow p \bar{K}^0 4\pi$

¹⁵ From phase shift analysis.¹⁶ ASTON 88B quote < 0.0092 at CL=95%. We convert this to a central value and 1 sigma error in order to be able to use it in our constrained fit.¹⁷ Restated by us.¹⁸ Assuming $\pi\pi$ system has isospin 1, which is supported by the data. $K_2^*(1430)$ REFERENCES

ABLIKIM	19AQ	PR D100 032004	M. Ablikim <i>et al.</i>	(BESIII Collab.)
PELAEZ	17	EPJ C77 91	J.R. Pelaez, A.Rodas, J.R. de Elvira	
AUBERT	07AK	PR D76 012008	B. Aubert <i>et al.</i>	(BABAR Collab.)
ALAVI-HARATI	02B	PRL 89 072001	A. Alavi-Harati <i>et al.</i>	(FNAL KTeV Collab.)
BIRD	89	SLAC-332	P.F. Bird	(SLAC)
ASTON	88	NP B296 493	D. Aston <i>et al.</i>	(SLAC, NAGO, CINC, INUS)
ASTON	88B	PL B201 169	D. Aston <i>et al.</i>	(SLAC, NAGO, CINC, INUS)
ASTON	87	NP B292 693	D. Aston <i>et al.</i>	(SLAC, NAGO, CINC, INUS)
CARLSMITH	87	PR D36 3502	D. Carlsmith <i>et al.</i>	(EFI, SACL)
ASTON	84B	NP B247 261	D. Aston <i>et al.</i>	(SLAC, CARL, OTTA)
BAUBILLIER	84B	ZPHY C26 37	M. Baubillier <i>et al.</i>	(BIRM, CERN, GLAS+)
BAUBILLIER	82B	NP B202 21	M. Baubillier <i>et al.</i>	(BIRM, CERN, GLAS+)
CIHANGIR	82	PL 117B 123	S. Cihangir <i>et al.</i>	(FNAL, MINN, ROCH)
CLELAND	82	NP B208 189	W.E. Cleland <i>et al.</i>	(DURH, GEVA, LAUS+)
ASTON	81C	PL 106B 235	D. Aston <i>et al.</i>	(SLAC, CARL, OTTA) JP
DAUM	81C	NP B187 1	C. Daum <i>et al.</i>	(AMST, CERN, CRAC, MPIM+)
TOAFF	81	PR D23 1500	S. Toaff <i>et al.</i>	(ANL, KANS)
ETKIN	80	PR D22 42	A. Etkin <i>et al.</i>	(BNL, CUNY) JP
ESTABROOKS	78	NP B133 490	P.G. Estabrooks <i>et al.</i>	(MCGI, CARL, DURH+)
Also		PR D17 658	P.G. Estabrooks <i>et al.</i>	(MCGI, CARL, DURH+)
JONGEJANS	78	NP B139 383	B. Jongejans <i>et al.</i>	(ZEEM, CERN, NIJM+)
MARTIN	78	NP B134 392	A.D. Martin <i>et al.</i>	(DURH, GEVA)
BOWLER	77	NP B126 31	M.G. Bowler <i>et al.</i>	(OXF)
GOLDBERG	76	LNC 17 253	J. Goldberg	(HAIF)
HENDRICK	76	NP B112 189	K. Hendrickx <i>et al.</i>	(MONS, SACL, PARIS+)
LAUSCHER	75	NP B86 189	P. Lauscher <i>et al.</i>	(ABCLV Collab.) JP
MCCUBBIN	75	NP B86 13	N.A. McCubbin, L. Lyons	(OXF)
DEHM	74	NP B75 47	G. Dehm <i>et al.</i>	(MPIM, BRUX, MONS, CERN)
LINGLIN	73	NP B55 408	D. Linglin	(CERN)
AGUILAR...	71B	PR D4 2583	M. Aguilar-Benitez, R.L. Eisner, J.B. Kinson	(BNL)
BARNHAM	71C	NP B28 171	K.W.J. Barnham <i>et al.</i>	(BIRM, GLAS)
CORDS	71	PR D4 1974	D. Cords <i>et al.</i>	(PURD, UCD, IUPU)
BASSOMPIE...	69	NP B13 189	G. Bassompierre <i>et al.</i>	(CERN, BRUX) JP
BISHOP	69	NP B9 403	J.M. Bishop <i>et al.</i>	(WISC)
CRENNELL	69D	PRL 22 487	D.J. Crennell <i>et al.</i>	(BNL)
DAVIS	69	PRL 23 1071	P.J. Davis <i>et al.</i>	(LRL)
LIND	69	NP B14 1	V.G. Lind <i>et al.</i>	(LRL) JP
SCHWEING...	68	PR 166 1317	F. Schweingruber <i>et al.</i>	(ANL, NWES)
Also		Thesis	F.L. Schweingruber	(NWES, NWES)
BASSANO	67	PRL 19 968	D. Bassano <i>et al.</i>	(BNL, SYRA)
FIELD	67	PL 24B 638	J.H. Field <i>et al.</i>	(UCSD)
BADIER	65C	PL 19 612	J. Badier <i>et al.</i>	(EPOL, SACL, AMST)