

## 68. *CP Violation in $K_L^0$ Decays*

Revised August 2021 by C.-J. Lin (LBNL).

The symmetries  $C$  (particle-antiparticle interchange) and  $P$  (space inversion) hold for strong and electromagnetic interactions. After the discovery of large  $C$  and  $P$  violation in the weak interactions, it appeared that the product  $CP$  was a good symmetry. In 1964  $CP$  violation was observed in  $K^0$  decays at a level given by the parameter  $\epsilon \approx 2.3 \times 10^{-3}$ .

A unified treatment of  $CP$  violation in  $K$ ,  $D$ ,  $B$ , and  $B_s$  mesons is given in “ $CP$  Violation in Meson Decays” by D. Kirkby and Y. Nir in this *Review*. A more detailed review including a thorough discussion of the experimental techniques used to determine  $CP$  violation parameters is given in a book by K. Kleinknecht [1]. Here we give a concise summary of the formalism needed to define the parameters of  $CP$  violation in  $K_L$  decays, and a description of our fits for the best values of these parameters.

### 68.1 Formalism for $CP$ violation in Kaon decay

$CP$  violation has been observed in the semi-leptonic decays  $K_L^0 \rightarrow \pi^\mp \ell^\pm \nu$ , and in the nonleptonic decay  $K_L^0 \rightarrow 2\pi$ . The experimental numbers that have been measured are

$$A_L = \frac{\Gamma(K_L^0 \rightarrow \pi^- \ell^+ \nu) - \Gamma(K_L^0 \rightarrow \pi^+ \ell^- \nu)}{\Gamma(K_L^0 \rightarrow \pi^- \ell^+ \nu) + \Gamma(K_L^0 \rightarrow \pi^+ \ell^- \nu)} \quad (68.1a)$$

$$\begin{aligned} \eta_{+-} &= A(K_L^0 \rightarrow \pi^+ \pi^-) / A(K_S^0 \rightarrow \pi^+ \pi^-) \\ &= |\eta_{+-}| e^{i\phi_{+-}} \end{aligned} \quad (68.1b)$$

$$\begin{aligned} \eta_{00} &= A(K_L^0 \rightarrow \pi^0 \pi^0) / A(K_S^0 \rightarrow \pi^0 \pi^0) \\ &= |\eta_{00}| e^{i\phi_{00}} . \end{aligned} \quad (68.1c)$$

$CP$  violation can occur either in the  $K^0 - \bar{K}^0$  mixing or in the decay amplitudes. Assuming  $CPT$  invariance, the mass eigenstates of the  $K^0 - \bar{K}^0$  system can be written

$$|K_S\rangle = p|K^0\rangle + q|\bar{K}^0\rangle , \quad |K_L\rangle = p|K^0\rangle - q|\bar{K}^0\rangle . \quad (68.2)$$

If  $CP$  invariance held, we would have  $q = p$  so that  $K_S$  would be  $CP$ -even and  $K_L$   $CP$ -odd. (We define  $|\bar{K}^0\rangle$  as  $CP$   $|K^0\rangle$ ).  $CP$  violation in  $K^0 - \bar{K}^0$  mixing is then given by the parameter  $\tilde{\epsilon}$  where

$$\frac{p}{q} = \frac{(1 + \tilde{\epsilon})}{(1 - \tilde{\epsilon})} . \quad (68.3)$$

$CP$  violation can also occur in the decay amplitudes

$$A(K^0 \rightarrow \pi\pi(I)) = A_I e^{i\delta_I} , \quad A(\bar{K}^0 \rightarrow \pi\pi(I)) = A_I^* e^{i\delta_I} , \quad (68.4)$$

where  $I$  is the isospin of  $\pi\pi$ ,  $\delta_I$  is the final-state phase shift, and  $A_I$  would be real if  $CP$  invariance held. The  $CP$ -violating observables are usually expressed in terms of  $\epsilon$  and  $\epsilon'$  defined by

$$\eta_{+-} = \epsilon + \epsilon' , \quad \eta_{00} = \epsilon - 2\epsilon' . \quad (68.5a)$$

One can then show [2]

$$\epsilon = \tilde{\epsilon} + i (\text{Im } A_0 / \text{Re } A_0) , \quad (68.5b)$$

$$\sqrt{2}\epsilon' = i e^{i(\delta_2 - \delta_0)} (\text{Re } A_2 / \text{Re } A_0) (\text{Im } A_2 / \text{Re } A_2 - \text{Im } A_0 / \text{Re } A_0) , \quad (68.5c)$$

$$A_L = 2\text{Re } \epsilon / (1 + |\epsilon|^2) \approx 2\text{Re } \epsilon . \quad (68.5d)$$

In Eq. (68.5a), small corrections [3] of order  $\epsilon' \times \text{Re}(A_2/A_0)$  are neglected, and Eq. (68.5d) assumes the  $\Delta S = \Delta Q$  rule.

The quantities  $\text{Im } A_0$ ,  $\text{Im } A_2$ , and  $\text{Im } \tilde{\epsilon}$  depend on the choice of phase convention, since one can change the phases of  $K^0$  and  $\bar{K}^0$  by a transformation of the strange quark state  $|s\rangle \rightarrow |s\rangle e^{i\alpha}$ ; of course, observables are unchanged. It is possible by a choice of phase convention to set  $\text{Im } A_0$  or  $\text{Im } A_2$  or  $\text{Im } \tilde{\epsilon}$  to zero, but none of these is zero with the usual phase conventions in the Standard Model. The choice  $\text{Im } A_0 = 0$  is called the Wu-Yang phase convention [4], in which case  $\epsilon = \tilde{\epsilon}$ . The value of  $\epsilon'$  is independent of phase convention, and a nonzero value demonstrates *CP* violation in the decay amplitudes, referred to as direct *CP* violation. The possibility that direct *CP* violation is essentially zero, and that *CP* violation occurs only in the mixing matrix, was referred to as the superweak theory [5].

By applying *CPT* invariance and unitarity the phase of  $\epsilon$  is given approximately by

$$\phi_\epsilon \approx \tan^{-1} \frac{2(m_{K_L} - m_{K_S})}{\Gamma_{K_S} - \Gamma_{K_L}} \approx 43.52 \pm 0.05^\circ, \quad (68.6a)$$

while Eq. (68.5c) gives the phase of  $\epsilon'$  to be

$$\phi_{\epsilon'} = \delta_2 - \delta_0 + \frac{\pi}{2} \approx 42.3 \pm 1.5^\circ, \quad (68.6b)$$

where the numerical value is based on an analysis of  $\pi\text{-}\pi$  scattering using chiral perturbation theory [6]. The approximation in Eq. (68.6a) depends on the assumption that direct *CP* violation is very small in all  $K^0$  decays. This is expected to be good to a few tenths of a degree, as indicated by the small value of  $\epsilon'$  and of  $\eta_{+-0}$  and  $\eta_{000}$ , the *CP*-violation parameters in the decays  $K_S \rightarrow \pi^+\pi^-\pi^0$  [7], and  $K_S \rightarrow \pi^0\pi^0\pi^0$  [8]. The relation in Eq. (68.6a) is exact in the superweak theory, so this is sometimes called the superweak-phase  $\phi_{\text{SW}}$ . An important point for the analysis is that  $\cos(\phi_{\epsilon'} - \phi_\epsilon) \simeq 1$ . The consequence is that only two real quantities need be measured, the magnitude of  $\epsilon$  and the value of  $(\epsilon'/\epsilon)$ , including its sign. The measured quantity  $|\eta_{00}/\eta_{+-}|^2$  is very close to unity so that we can write

$$|\eta_{00}/\eta_{+-}|^2 \approx 1 - 6\text{Re}(\epsilon'/\epsilon) \approx 1 - 6\epsilon'/\epsilon, \quad (68.7a)$$

$$\text{Re}(\epsilon'/\epsilon) \approx \frac{1}{3}(1 - |\eta_{00}/\eta_{+-}|). \quad (68.7b)$$

From the experimental measurements in this edition of the *Review*, and the fits discussed in the next section, one finds

$$|\epsilon| = (2.228 \pm 0.011) \times 10^{-3}, \quad (68.8a)$$

$$\phi_\epsilon = (43.5 \pm 0.5)^\circ, \quad (68.8b)$$

$$\text{Re}(\epsilon'/\epsilon) \approx \epsilon'/\epsilon = (1.66 \pm 0.23) \times 10^{-3}, \quad (68.8c)$$

$$\phi_{+-} = (43.4 \pm 0.5)^\circ, \quad (68.8d)$$

$$\phi_{00} - \phi_{+-} = (0.34 \pm 0.32)^\circ, \quad (68.8e)$$

$$A_L = (3.32 \pm 0.06) \times 10^{-3}. \quad (68.8f)$$

Direct *CP* violation, as indicated by  $\epsilon'/\epsilon$ , is expected in the Standard Model. However, the numerical value cannot be reliably predicted because of theoretical uncertainties [9]. The value of  $A_L$  agrees with Eq. (68.5d). The values of  $\phi_{+-}$  and  $\phi_{00} - \phi_{+-}$  are used to set limits on *CPT* violation [see ‘‘Tests of Conservation Laws’’].

### 68.2 Fits for $K_L^0$ CP-violation parameters

In recent years,  $K_L^0$  CP-violation experiments have improved our knowledge of CP-violation parameters,

and their consistency with the expectations of CPT invariance and unitarity. To determine the best values of the CP-violation parameters in  $K_L^0 \rightarrow \pi^+\pi^-$  and  $\pi^0\pi^0$  decay, we make two types of fits, one for the phases  $\phi_{+-}$  and  $\phi_{00}$  jointly with  $\Delta m$  and  $\tau_S$ , and the other for the amplitudes  $|\eta_{+-}|$  and  $|\eta_{00}|$  jointly with the  $K_L^0 \rightarrow \pi\pi$  branching fractions.

#### 68.2.1 Fits to $\phi_{+-}$ , $\phi_{00}$ , $\Delta\phi$ , $\Delta m$ , and $\tau_S$ data

These are joint fits to the data on  $\phi_{+-}$ ,  $\phi_{00}$ , the phase difference  $\Delta\phi = \phi_{00} - \phi_{+-}$ , the  $K_L^0 - K_S^0$  mass difference  $\Delta m$ , and the  $K_S^0$  mean life  $\tau_S$ , including the effects of correlations.

Measurements of  $\phi_{+-}$  and  $\phi_{00}$  are highly correlated with  $\Delta m$  and  $\tau_S$ . Some measurements of  $\tau_S$  are correlated with  $\Delta m$ . The correlations are given in the footnotes of the  $\phi_{+-}$  and  $\phi_{00}$  sections of the  $K_L^0$  Listings, and the  $\tau_S$  section of the  $K_S^0$  Listings.

In most cases, the correlations are quoted as 100%, with the value and error of  $\phi_{+-}$  or  $\phi_{00}$  given at a fixed value of  $\Delta m$  and  $\tau_S$ , with additional terms specifying the dependence of the value on  $\Delta m$  and  $\tau_S$ . These cases lead to diagonal bands in Figs. 68.1 and 68.2. The KTeV experiment [10] quotes its results as values of  $\Delta m$ ,  $\tau_S$ ,  $\phi_\epsilon$ ,  $\text{Re}(\epsilon'/\epsilon)$ , and  $\text{Im}(\epsilon'/\epsilon)$  with correlations, leading to the ellipses labeled “b.” The correlations for the KTeV measurements are given in the  $\text{Im}(\epsilon'/\epsilon)$  section of the  $K_L^0$  Listings. For small  $|\epsilon'/\epsilon|$ ,  $\phi_{+-} \approx \phi_\epsilon + \text{Im}(\epsilon'/\epsilon)$ .

**Table 68.1:** References, Document ID’s, and sources corresponding to the letter labels in the figures. The data are given in the  $\phi_{+-}$  and  $\Delta m$  sections of the  $K_L$  Listings, and the  $\tau_S$  section of the  $K_S$  Listings.

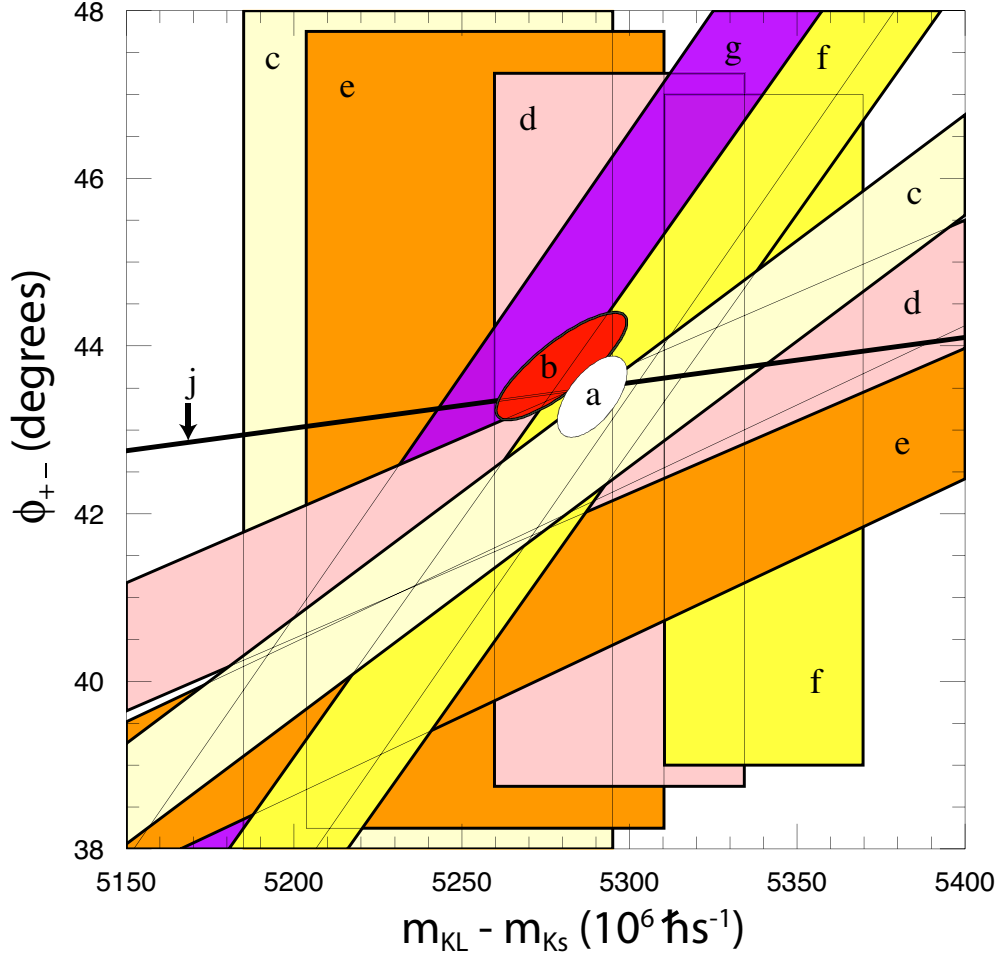
Label	Source	PDG Document ID	Ref.
a	This <i>Review</i>	OUR FIT	
b	FNAL KTeV	ABOUZAID 11	[10]
c	CERN CPLEAR	APOSTOLAKIS 99C	[11]
d	FNAL E773	SCHWINGENHEUER 95	[12]
e	FNAL E731	GIBBONS 93,93C	[13], [14]
f	CERN	GEWENIGER 74B,74C	[15], [16]
g	CERN NA31	CAROSI 90	[17]
h	CERN NA48	LAI 02C	[18]
i	CERN NA31	BERTANZA 97	[19]
j	This <i>Review</i>	SUPERWEAK 16	

The data on  $\tau_S$ ,  $\Delta m$ , and  $\phi_{+-}$  shown in Figs. 68.1 and 68.2 are combined with data on  $\phi_{00}$  and  $\phi_{00} - \phi_{+-}$  in two fits, one without assuming CPT, and the other with this assumption. The results without assuming CPT are shown as ellipses labeled “a.” These ellipses are seen to be in good agreement with the superweak phase

$$\phi_{SW} = \tan^{-1} \left( \frac{2\Delta m}{\Delta\Gamma} \right) = \tan^{-1} \left( \frac{2\Delta m \tau_S \tau_L}{\hbar(\tau_L - \tau_S)} \right). \quad (68.9)$$

In Figs. 68.1 and 68.2,  $\phi_{SW}$  is shown as narrow bands labeled “j.”

Table 68.2 column 2, “Fit w/o CPT,” gives the resulting fitted parameters, while Table 68.3 gives the correlation matrix for this fit. The white ellipses labeled “a” in Figure 68.1 and 68.2 are the  $\chi^2 = 1$  contours for this fit.



**Figure 68.1:**  $\phi_{+-}$  vs  $\Delta m$  for experiments which do not assume  $CPT$  invariance.  $\Delta m$  measurements appear as vertical bands spanning  $\Delta m \pm 1\sigma$ , cut near the top and bottom to aid the eye. Most  $\phi_{+-}$  measurements appear as diagonal bands spanning  $\phi_{+-} \pm \sigma_\phi$ . Data are labeled by letters: “b”–FNAL KTeV, “c”–CERN CPLEAR, “d”–FNAL E773, “e”–FNAL E731, “f”–CERN, “g”–CERN NA31, and are cited in Table 68.1. The narrow band “j” shows  $\phi_{SW}$ . The ellipse “a” shows the  $\chi^2 = 1$  contour of the fit result.

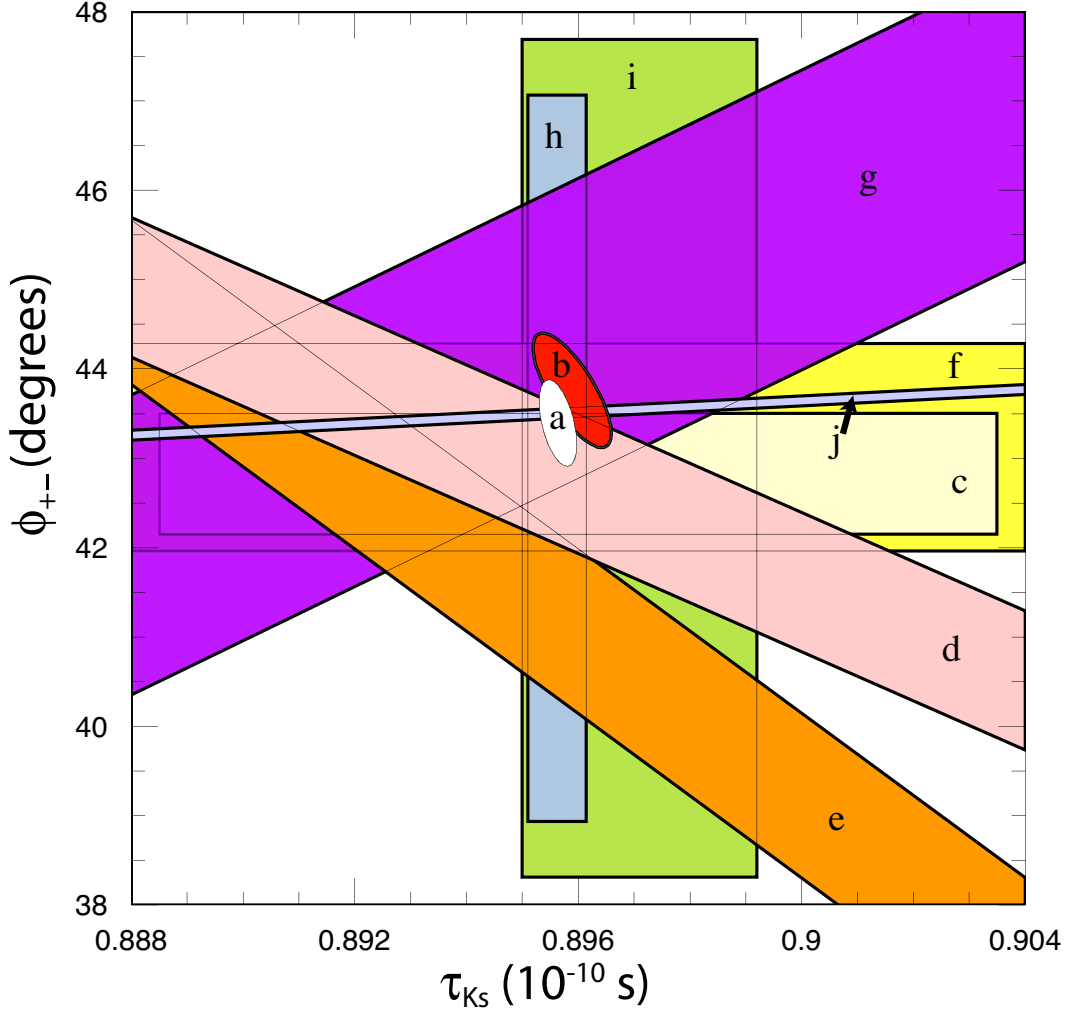
For experiments which have dependencies on unseen fit parameters, that is, parameters other than those shown on the x or y axis of the figure, their band positions are evaluated using the fit results and their band widths include the fitted uncertainty in the unseen parameters. This is also true for the  $\phi_{SW}$  bands.

If  $CPT$  invariance and unitarity are assumed, then by Eq. (68.6a), the phase of  $\epsilon$  is constrained to be approximately equal to

$$\phi_{SW} = (43.50258 \pm 0.00021)^\circ + 54.1(\Delta m - 0.5289)^\circ + 32.0(\tau_S - 0.89564) \quad (68.10)$$

where we have linearized the  $\Delta m$  and  $\tau_S$  dependence of Eq. (68.9). The error  $\pm 0.00021$  is due to the uncertainty in  $\tau_L$ . Here  $\Delta m$  has units  $10^{10} \hbar s^{-1}$  and  $\tau_S$  has units  $10^{-10}$  s.

If in addition we use the observation that  $Re(\epsilon'/\epsilon) \ll 1$  and  $\cos(\phi_{\epsilon'} - \phi_\epsilon) \simeq 1$ , as well as the numerical value of  $\phi_{\epsilon'}$  given in Eq. (68.6b), then Eqs. 68.5a, which are sketched in Fig 68.3, lead



**Figure 68.2:**  $\phi_{+-}$  vs  $\tau_S$ .  $\tau_S$  measurements appear as vertical bands spanning  $\tau_S \pm 1\sigma$ , some of which are cut near the top and bottom to aid the eye. Most  $\phi_{+-}$  measurements appear as diagonal or horizontal bands spanning  $\phi_{+-} \pm \sigma_\phi$ . Data are labeled by letters: “b”–FNAL KTeV, “c”–CERN CPLEAR, “d”–FNAL E773, “e”–FNAL E731, “f”–CERN, “g”–CERN NA31, “h”–CERN NA48, “i”–CERN NA31, and are cited in Table 68.1. The narrow band “j” shows  $\phi_{SW}$ . The ellipse “a” shows the fit result’s  $\chi^2 = 1$  contour.

to the constraint

$$\begin{aligned}
 \phi_{00} - \phi_{+-} &\approx -3 \operatorname{Im} \left( \frac{\epsilon'}{\epsilon} \right) \\
 &\approx -3 \operatorname{Re} \left( \frac{\epsilon'}{\epsilon} \right) \tan(\phi_{\epsilon'} - \phi_\epsilon) \\
 &\approx 0.006^\circ \pm 0.008^\circ,
 \end{aligned} \tag{68.11}$$

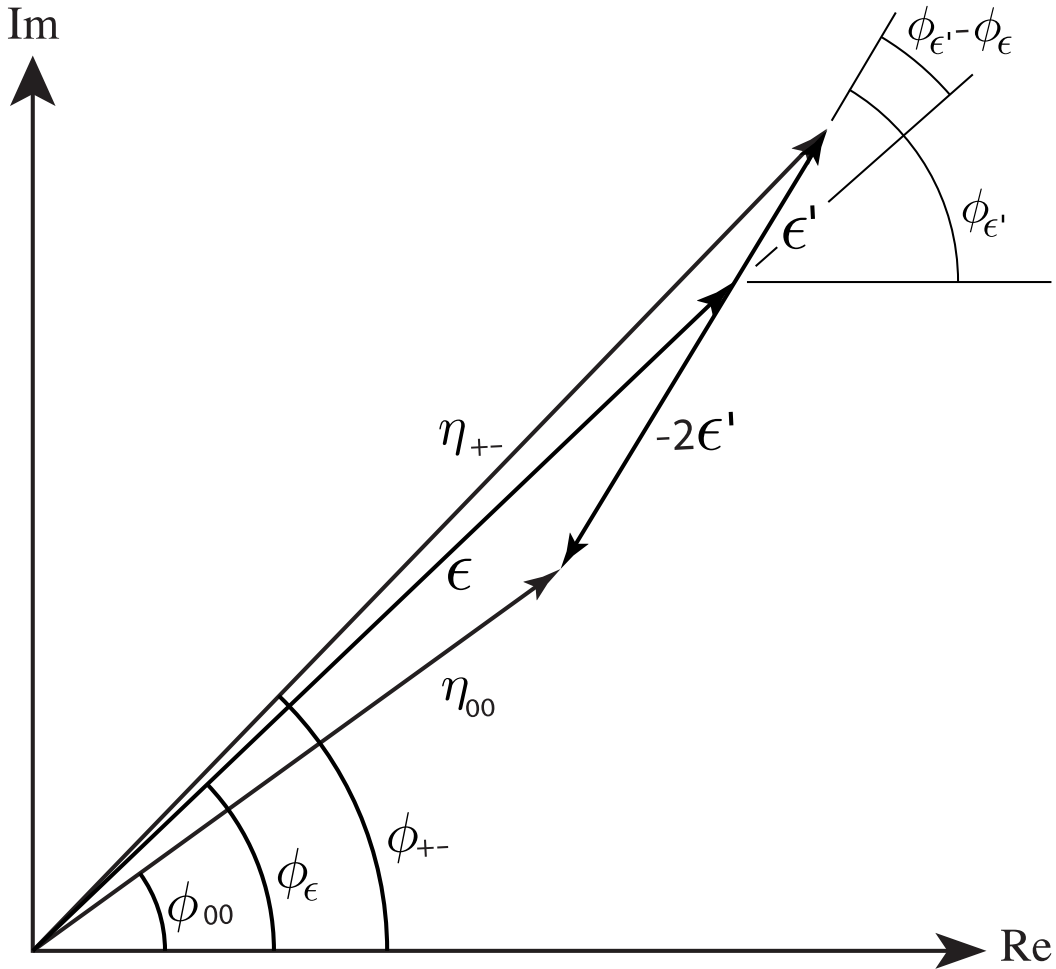
so that  $\phi_{+-} \approx \phi_{00} \approx \phi_\epsilon \approx \phi_{SW}$ .

In the fit assuming  $CPT$ , we constrain  $\phi_\epsilon = \phi_{SW}$  using the linear expression in Eq. (68.10), and constrain  $\phi_{00} - \phi_{+-}$  using Eq. (68.11). These constraints are inserted into the Listings with the Document ID of SUPERWEAK 16. Some additional data for which the authors assumed  $CPT$

**Table 68.2:** Fit results for  $\phi_{+-}$ ,  $\Delta m$ ,  $\tau_S$ ,  $\phi_{00}$ ,  $\Delta\phi = \phi_{00} - \phi_{+-}$ , and  $\phi_\epsilon$  without and with the *CPT* assumption

Quantity(units)	Fit w/o <i>CPT</i>	Fit w/ <i>CPT</i>
$\phi_{+-}(\circ)$	$43.4 \pm 0.5$ (S=1.2)	$43.51 \pm 0.05$ (S=1.2)
$\Delta m(10^{10}\hbar s^{-1})$	$0.5289 \pm 0.0010$	$0.5293 \pm 0.0009$ (S=1.3)
$\tau_S(10^{-10}s)$	$0.89564 \pm 0.00033$	$0.8954 \pm 0.0004$ (S=1.1)
$\phi_{00}(\circ)$	$43.7 \pm 0.6$ (S=1.2)	$43.52 \pm 0.05$ (S=1.3)
$\Delta\phi(\circ)$	$0.34 \pm 0.32$	$0.006 \pm 0.014$ (S=1.7)
$\phi_\epsilon(\circ)$	$43.5 \pm 0.5$ (S=1.3)	$43.52 \pm 0.05$ (S=1.2)
$\chi^2$	16.4	20.0
# Deg. Free.	14	16

are added to this fit or substitute for other less precise data for which the authors did not make this assumption. See the Listings for details.



**Figure 68.3:** Sketch of Eqs. 68.5a. Not to scale

The results of this fit are shown in Table 68.2, column 3, “Fit w/*CPT*,” and the correlation

matrix is shown in Table 68.4. The  $\Delta m$  precision is improved by the *CPT* assumption.

**Table 68.3:** Correlation matrix for the results of the fit without the *CPT* assumption

	$\phi_{+-}$	$\Delta m$	$\tau_S$	$\phi_{00}$	$\Delta\phi$	$\phi_\epsilon$
$\phi_{+-}$	1.000	0.596	-0.488	0.827	-0.040	0.976
$\Delta m$	0.596	1.000	-0.572	0.487	-0.035	0.580
$\tau_S$	-0.488	-0.572	1.000	-0.423	-0.014	-0.484
$\phi_{00}$	0.827	0.487	-0.423	1.000	0.529	0.929
$\Delta\phi$	-0.040	-0.035	-0.014	0.529	1.000	0.178
$\phi_\epsilon$	0.976	0.580	-0.484	0.929	0.178	1.000

**Table 68.4:** Correlation matrix for the results of the fit with the *CPT* assumption

	$\phi_{+-}$	$\Delta m$	$\tau_S$	$\phi_{00}$	$\Delta\phi$	$\phi_\epsilon$
$\phi_{+-}$	1.000	0.972	-0.311	0.957	-0.105	0.995
$\Delta m$	0.972	1.000	-0.509	0.958	-0.007	0.977
$\tau_S$	-0.311	-0.509	1.000	-0.306	0.004	-0.312
$\phi_{00}$	0.957	0.958	-0.306	1.000	0.189	0.981
$\Delta\phi$	-0.105	-0.007	0.004	0.189	1.000	-0.006
$\phi_\epsilon$	0.995	0.977	-0.312	0.981	-0.006	1.000

### 68.2.2 Fits for $\epsilon'/\epsilon$ , $|\eta_{+-}|$ , $|\eta_{00}|$ , and $B(K_L \rightarrow \pi\pi)$

We list measurements of  $|\eta_{+-}|$ ,  $|\eta_{00}|$ ,  $|\eta_{00}/\eta_{+-}|$ , and  $\epsilon'/\epsilon$ . Independent information on  $|\eta_{+-}|$  and  $|\eta_{00}|$  can be obtained from measurements of the  $K_L^0$  and  $K_S^0$  lifetimes ( $\tau_L$ ,  $\tau_S$ ), and branching ratios (B) to  $\pi\pi$ , using the relations

$$|\eta_{+-}| = \left[ \frac{B(K_L^0 \rightarrow \pi^+\pi^-)}{\tau_L} \frac{\tau_S}{B(K_S^0 \rightarrow \pi^+\pi^-)} \right]^{1/2}, \quad (68.12a)$$

$$|\eta_{00}| = \left[ \frac{B(K_L^0 \rightarrow \pi^0\pi^0)}{\tau_L} \frac{\tau_S}{B(K_S^0 \rightarrow \pi^0\pi^0)} \right]^{1/2}. \quad (68.12b)$$

For historical reasons, the branching ratio fits and the *CP*-violation fits are done separately, but we want to include the influence of  $|\eta_{+-}|$ ,  $|\eta_{00}|$ ,  $|\eta_{00}/\eta_{+-}|$ , and  $\epsilon'/\epsilon$  measurements on  $B(K_L^0 \rightarrow \pi^+\pi^-)$  and  $B(K_L^0 \rightarrow \pi^0\pi^0)$  and vice versa. We approximate a global fit to all of these measurements by first performing two independent fits: 1) BRFIT, a fit to the  $K_L^0$  branching ratios, rates, and mean life, and 2) ETAFIT, a fit to the  $|\eta_{+-}|$ ,  $|\eta_{00}|$ ,  $|\eta_{+-}/\eta_{00}|$ , and  $\epsilon'/\epsilon$  measurements. The results from fit 1, along with the  $K_S^0$  values from this edition, are used to compute values of  $|\eta_{+-}|$  and  $|\eta_{00}|$ , which are included as measurements in the  $|\eta_{00}|$  and  $|\eta_{+-}|$  sections with a document ID of BRFIT 16. Thus, the fit values of  $|\eta_{+-}|$  and  $|\eta_{00}|$  given in this edition include both the direct measurements and the results from the branching ratio fit.

The process is reversed in order to include the direct  $|\eta|$  measurements in the branching ratio fit. The results from fit 2 above (before including BRFIT 16 values) are used along with the  $K_L^0$  and  $K_S^0$  mean lives and the  $K_S^0 \rightarrow \pi\pi$  branching fractions to compute the  $K_L^0$  branching ratio

$\Gamma(K_L^0 \rightarrow \pi^0\pi^0)/\Gamma(K_L^0 \rightarrow \pi^+\pi^-)$ . This branching ratio value is included as a measurement in the branching ratio section with a document ID of ETAFIT 16. Thus, the  $K_L^0$  branching ratio fit values in this edition include the results of the direct measurement of  $|\eta_{00}/\eta_{+-}|$  and  $\epsilon'/\epsilon$ . Most individual measurements of  $|\eta_{+-}|$  and  $|\eta_{00}|$  enter our fits directly via the corresponding measurements of  $\Gamma(K_L^0 \rightarrow \pi^+\pi^-)/\Gamma(\text{total})$  and  $\Gamma(K_L^0 \rightarrow \pi^0\pi^0)/\Gamma(\text{total})$ , and those that do not have too large errors to have any influence on the fitted values of these branching ratios. A more detailed discussion of these fits is given in the 1990 edition of this *Review* [20].

### References

- [1] K. Kleinknecht, *Uncovering CP violation: Experimental clarification in the neutral K meson and B meson*, volume 195, Spriger Verlag (2003).
- [2] B. Winstein and L. Wolfenstein, *Rev. Mod. Phys.* **65**, 1113 (1993).
- [3] M. S. Sozzi, *Eur. Phys. J.* **C36**, 37 (2004), [hep-ph/0401176].
- [4] T. T. Wu and C.-N. Yang, *Phys. Rev. Lett.* **13**, 380 (1964).
- [5] L. Wolfenstein, *Phys. Rev. Lett.* **13**, 562 (1964); L. Wolfenstein, *Comments Nucl. Part. Phys.* **21**, 5, 275 (1994).
- [6] G. Colangelo, J. Gasser and H. Leutwyler, *Nucl. Phys.* **B603**, 125 (2001), [hep-ph/0103088].
- [7] R. Adler *et al.* (CPLEAR), *Phys. Lett.* **B407**, 193 (1997); P. Bloch, *Proceedings of Workshop on K Physics* (Orsay 1996), ed. L. Iconomidou-Fayard, Edition Frontieres, Gif-sur-Yvette, France (1997) p. 307.
- [8] A. Lai *et al.* (NA48), *Phys. Lett.* **B610**, 165 (2005), [hep-ex/0408053].
- [9] G. Buchalla, A. J. Buras and M. E. Lautenbacher, *Rev. Mod. Phys.* **68**, 1125 (1996), [hep-ph/9512380]; S. Bosch *et al.*, *Nucl. Phys.* **B565**, 3 (2000), [hep-ph/9904408]; S. Bertolini, M. Fabbrichesì and J. O. Eeg, *Rev. Mod. Phys.* **72**, 65 (2000), [hep-ph/9802405].
- [10] E. Abouzaid *et al.* (KTeV), *Phys. Rev.* **D83**, 092001 (2011), [arXiv:1011.0127].
- [11] A. Apostolakis *et al.* (CPLEAR), *Phys. Lett.* **B458**, 545 (1999).
- [12] B. Schwingenheuer *et al.*, *Phys. Rev. Lett.* **74**, 4376 (1995).
- [13] L. K. Gibbons *et al.*, *Phys. Rev. Lett.* **70**, 1199 (1993).
- [14] L.K. Gibbons, Thesis, RX-1487, Univ. of Chicago, 1993.
- [15] C. Geweniger *et al.*, *Phys. Lett.* **48B**, 487 (1974).
- [16] C. Geweniger *et al.*, *Phys. Lett.* **52B**, 108 (1974).
- [17] R. Carosi *et al.* (NA31), *Phys. Lett.* **B237**, 303 (1990).
- [18] A. Lai *et al.* (NA48), *Phys. Lett.* **B537**, 28 (2002), [hep-ex/0205008].
- [19] L. Bertanza *et al.*, *Z. Phys.* **C73**, 629 (1997).
- [20] J. J. Hernandez *et al.* (Particle Data Group), *Phys. Lett.* **B239**, 1 (1990), [Erratum: *Phys. Lett.*B253,524(1991)].